

Reading Response

to use with
fiction and non
fiction books

By Tania Poultney

2014



Instructions

These sheets are print and use! Included in this pack are responses to fiction texts and non fiction texts.

These are great for independent work or in literacy centers.

Contents

Fiction

New ending
Story map
Describe a character
Character traits
Parts of a story
Parts of a story
Text to Text
Text to Self
Text to World


Non Fiction

New Information
Questions
Topic
Five fun facts
Main idea
Can, has, likes

Name _____

Date _____

Illustrate and write a new ending to the story.

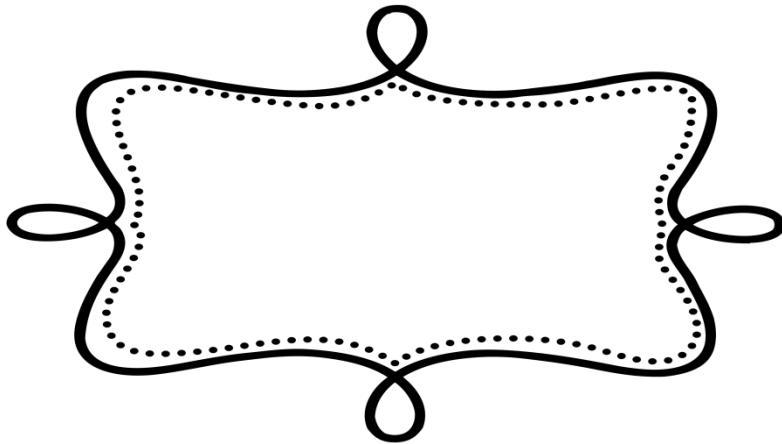


Handwriting practice lines consisting of multiple horizontal dashed lines for writing.

Name _____

Date

Write the title of the story in the frame and then create a story map to show the events of the story.

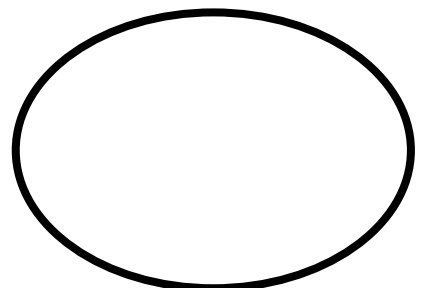
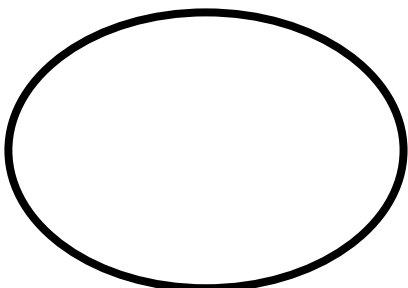
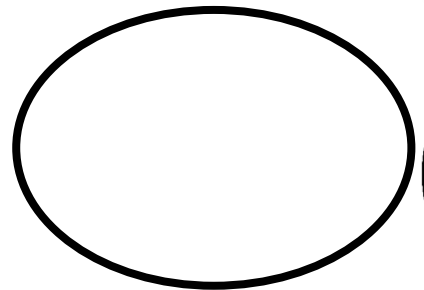
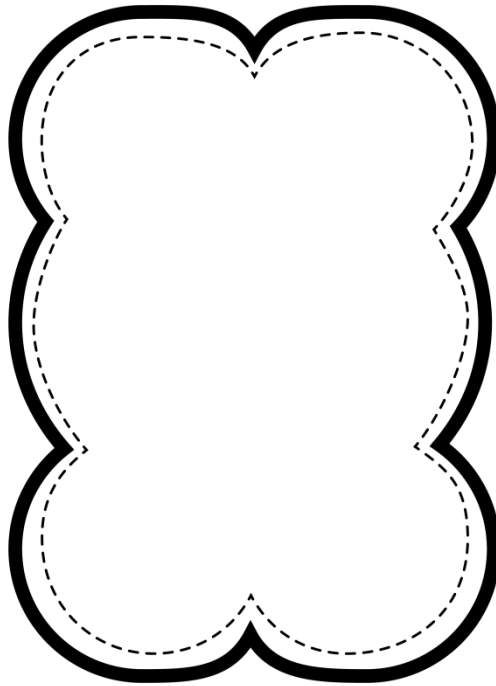
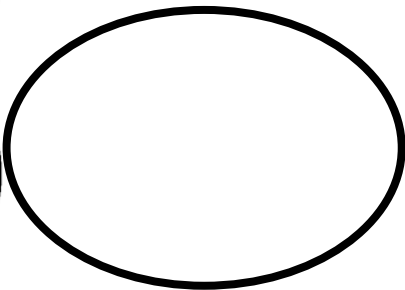
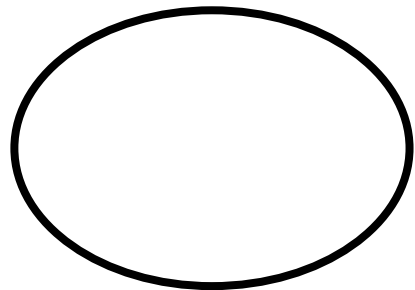
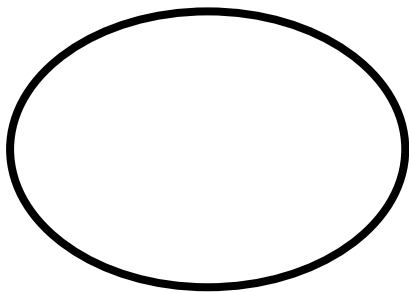


Name _____

Date _____

Draw the main character in the frame.

Write some adjectives in the circles to describe the main character in the story.



Name _____

Date _____

Draw the main character in the frame.

Write some traits about the character

Says...

Does...

Feels...

Thinks...



Name _____

Date _____

Draw and write the parts of this story.



Setting

Characters



Problem

Resolution





Name _____

Date _____

Draw and write the parts of this story.

Setting

Characters



Beginning

A large empty rectangular box for writing the beginning of the story.

Middle

A large empty rectangular box for writing the middle of the story.

End

A large empty rectangular box for writing the end of the story.


Name _____

Date _____


Text to Text connection.

Draw and write about another story or book this story made you think about.

This part.....



Made me think about this book!




Name _____

Date _____

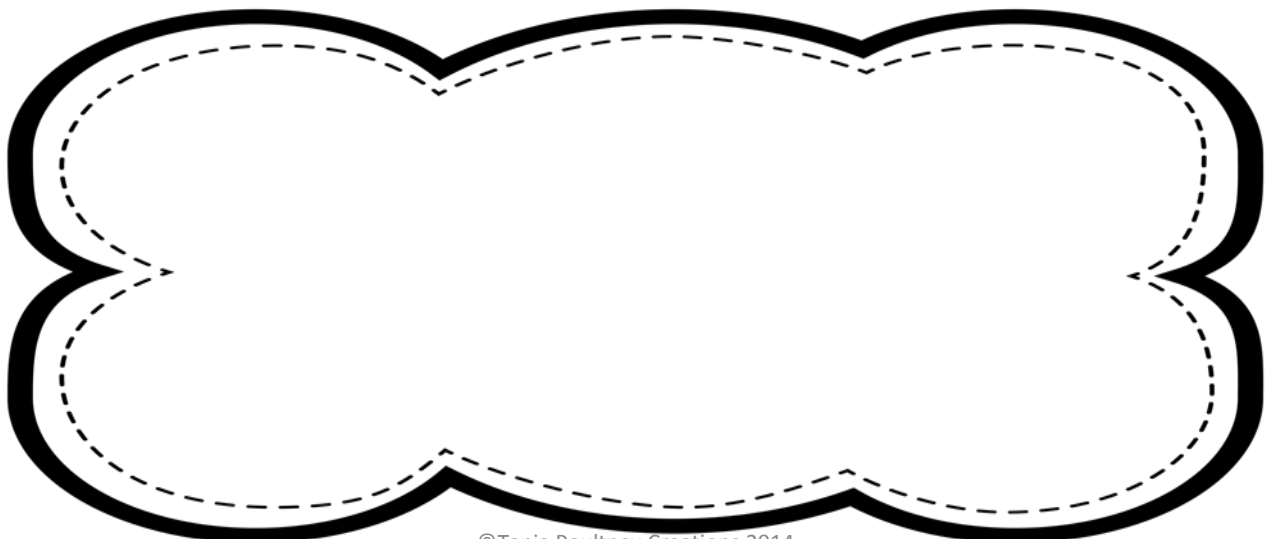
Text to Text connection.

Draw and write about a character in this story that reminded you about a character from another book

This character



Reminded me of this character!




Name _____

Date _____

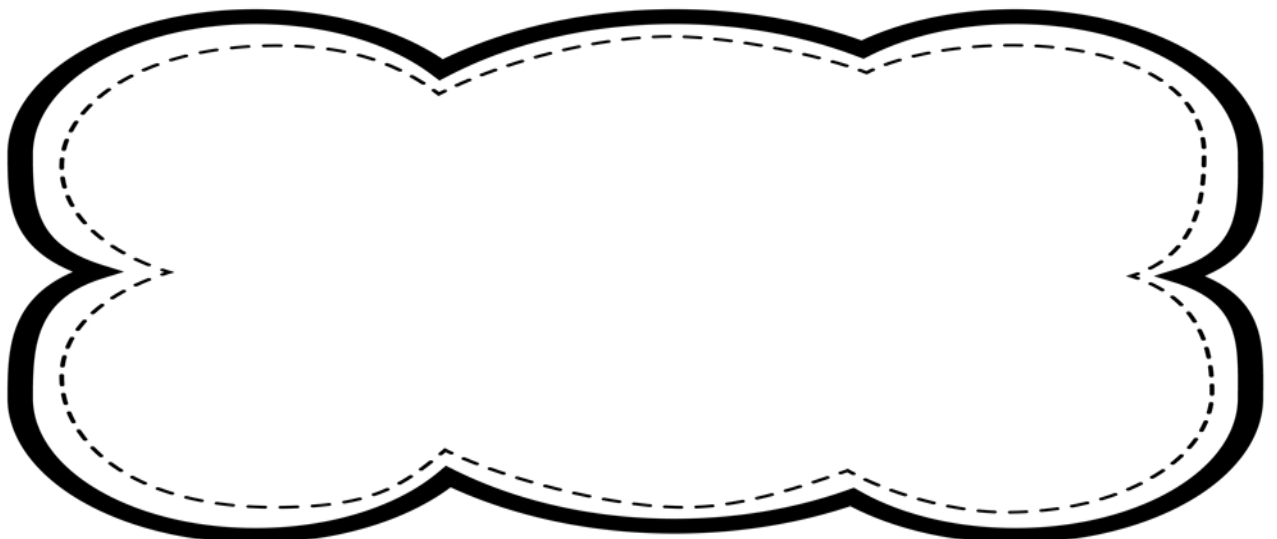
Text to Text connection.

Draw and write about a movie this story reminded you of.

This part of the story



Reminded me of this movie!




Name _____

Date _____


Text to Self connection.

Draw and write about a memory this story made you think of

This part.....



Made me think about....




Name _____

Date _____

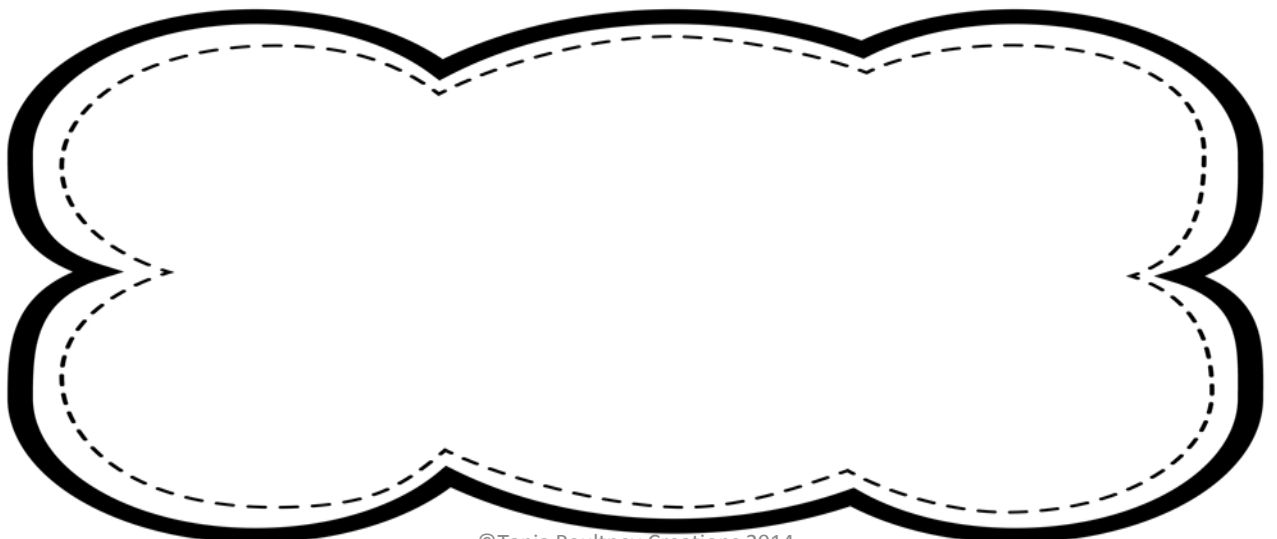
Text to Self connection.

Draw and write about a feeling you had during this story.

This part of the story



Made me feel....




Name _____

Date _____


Text to World connection.

Draw and write about what this story reminded you about

This part.....



Made me think about....




Name _____

Date _____


Text to World connection.

Draw and write about something a character from the story made you think about

This character



Made me think about




Name _____

Date _____


Text to World connection.

Draw and write about something on the news that this story reminded you of.

This part of the story.....



Made me think about this news story



Name_____

Date_____

Write down what you already knew about this topic and 3 new things you have learnt

I knew....

I have learnt....

1.

2.

3..

Name _____

Date _____

Write down some questions you have before you read the book.

My Questions



These are the answers to my questions



Name_____

Date_____

Write down the topic in the centre of the frame, write 4 new things you have learnt about that topic..

A large rectangular frame with a wavy border, divided into four quadrants by a vertical and a horizontal line. In the center of the frame is a smaller, horizontally-oriented rectangle with a wavy border, intended for writing a topic. The four quadrants are intended for writing four new things learned about that topic.

Name _____

Date _____

5 Fun Facts!

Write down five interesting or fun facts you found in this book.

Fun Fact 1

Fun Fact 2

Fun Fact 3


Fun Fact 4

Fun Fact 5

Name _____

Date _____

Write the main idea of this book in the roof of the house and the supporting details under it.



Name _____

Date _____

Fill in the table for the topic of the book you have read.

Can	Has	Likes

Thank you!

for downloading my product. If you have any issues or concerns please email me at

poulneytania@gmail.com before leaving feedback or visit my blog for product updates at [Mrs Poulney's Ponderings](http://MrsPoulney'sPonderings.com) You can also visit my [TpT](http://TpT.com) store for updates.



Please note this file is under a copyright for one teacher use only and is NOT to be shared in anyway including hosted on a website (including Wiki's and Weebly).

